



cnetindustrial

**PF 11.000, PFA 10.000 εCOOL
FILTERFAN, EXHAUST FILTER
19–24 m³ _h**

Pfannenberg
ELECTRO-TECHNOLOGY FOR INDUSTRY



PF 11.000 | PFA 10.000

ECOOL FILTERFAN | EXHAUST FILTER 19–24 m³/h

- installation size 1, air flow rate up to 24 m³/h
- system of protection IP 54, NEMA type 12
- UL, cUL approval
- cut-out compatible with installation size 1 from the 3rd Generation



PRODUCT		PF 11.000					
ARTICLE NO.	GRAY IP 54	11611101055	11611151055	11611851055	11611801055	11611701055	Unit
ARTICLE NO.	BLACK IP 54				11611801050		

DATA							
Rated voltage ±10 %	AC 50 60 Hz			DC			V
	230	115	12	24	48		
Unimpeded airflow	19 24						m ³ /h
Airflow rate in combination with exhaust filter	12 14						
Power consumption	12 11			2.4		2.6	W
Current consumption	0.07 0.06	0.15 0.15		0.2	0.1	0.05	A
Noise level according to EN ISO 3741	33 33			33			dB (A)
Weight	0.55			0.16			kg
Type of connection	cable, 2-core, length 310 mm						
Fuse	6						A
System of protection according to EN 60529 / UL 50	NEMA type 12 - standard filter						
Filtration efficiency according to EN 779	> 90						%
Filter mat quality class according to EN 779	G 4						
Duty cycle	100						%
Bearing type	sleeve bearing			ball bearing			
Service life L ₁₀ (+ 40 °C) ¹	52500	55000		70000			h
Temperature range	-40 ... +55 -40 ... +131						°C °F
Design (housing and protection against accidental contact)	made of injection-moulded thermoplastic, self-extinguishing, UL 94 V0						
Colour	RAL 7035 different colours available on request						

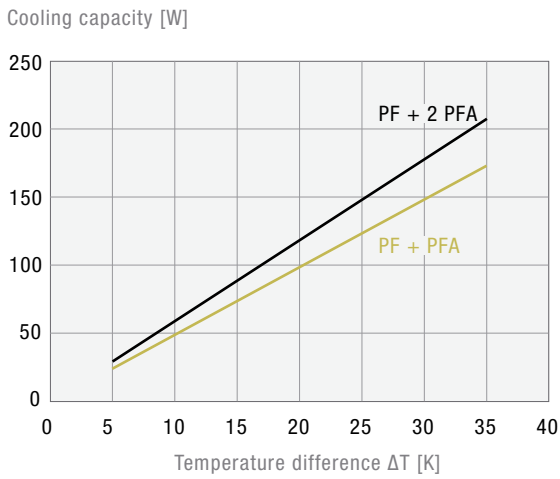
ACCESSORIES		ARTICLE NUMBER
Exhaust filter	gray	11710001055
Exhaust filter	black	11710001050
Spare filter mats	5 pieces	18611600029
Thermostat		17121000000
Hygrostat		17207000000
Rainhood in stainless steel		18102000014

For additional models, options and voltages visit www.pfanenberg.com or contact us directly.

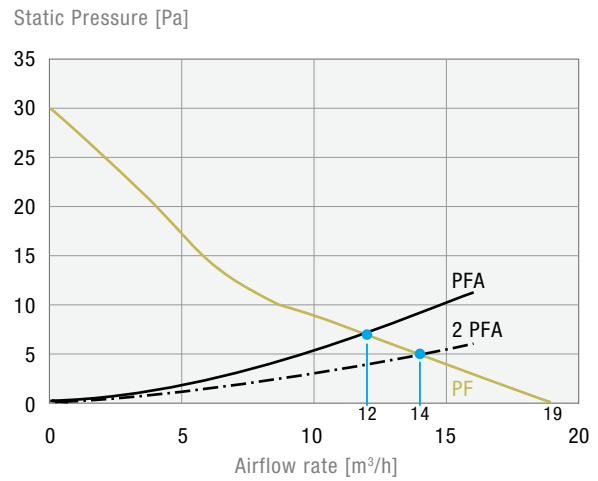
¹ fan failure is defined as being when the current and speed deviate or the operating noises are out of the ordinary



Cooling capacity performance curves



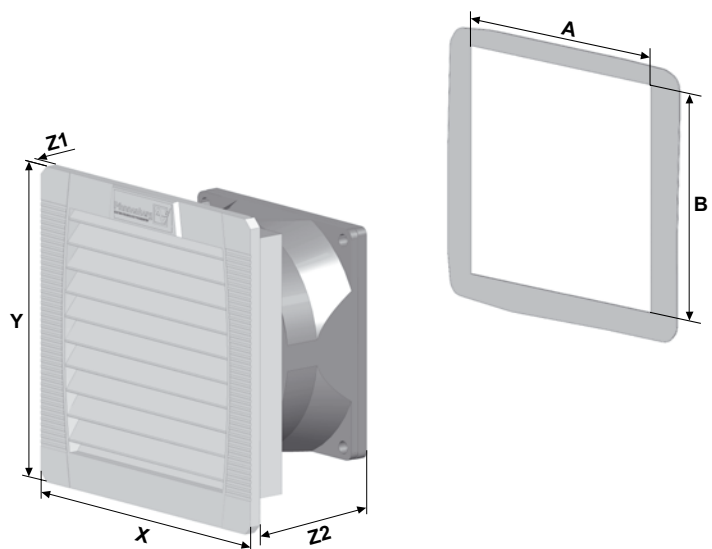
Static pressure performance curve



Dimensions

mm	PF 11.000		PFA 10.000
	AC	DC	
X	109	109	109
Y	109	109	109
Z1	4	4	4
Z2	62	49	19
A¹	92	92	92
B¹	92	92	92

¹ for material thicknesses up to 2 mm
+ 1 mm for thickness of material > 2 mm ≤ 3 mm





+44 (0)121 544 6808

| info@cnet-is.co.uk

**C-NET Industrial Solutions
Limited**

Suite 12, Sandwell Business Centre
Oldbury Road
Smethwick
B66 1NN
United Kingdom